



PUSH-BUTTON BUCKLE & COVERS

Light-weight, low-profile, superior strength & durability.
Requires 5# (22 N) of force to release.

PLASTIC SIDE-RELEASE

Lightweight, secure snap action.

REHAB LATCH

Light-weight, strong, low-profile,
easy to operate with limited hand function.
Requires < 1# (4.5 N) of force to release when unloaded.
Requires 12# (53 N) of force to release under 300# of tension.

SWIVEL BUCKLE

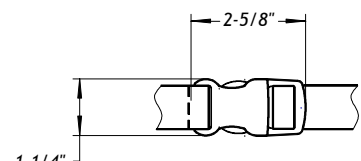
Light-weight, strong, and low-profile.
Swivel action allows closing up to 45° off centerline.
90° of rotation while buckled.

X-SMALL METAL PUSH-BUTTON

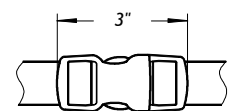
Strong, secure, child-sized buckle.
Requires 4.5# (20 N) of force to release.

-S32
-S38

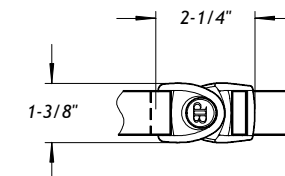
FITS 1"
WEBBING



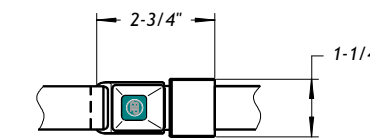
FS002 1" SIDE RELEASE



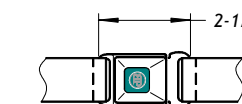
FS012 1" DUAL SIDE RELEASE
(USED ON DUAL-PULL BELTS ONLY)



FS035 1" SWIVEL BUCKLE
Requires 10# (45 N) of force to release.



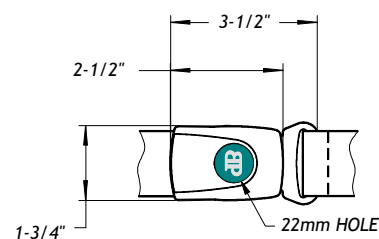
FS029-BP BUCKLE WITH ADJUSTABLE TONGUE



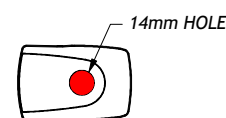
FS029-BP BUCKLE WITH FIXED TONGUE
(USED ON REAR-PULL BELTS ONLY)

-M36
-M40
-M46

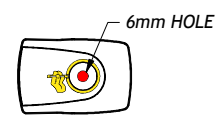
FITS 1-1/2"
WEBBING



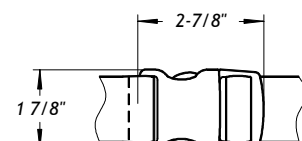
FS018 1-1/2" PUSH-BUTTON BUCKLE



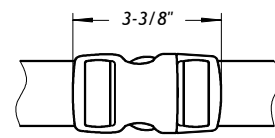
FS018D-1 REDUCED ACCESS COVER



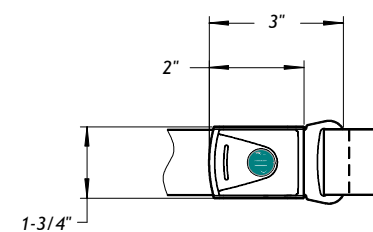
FS018C-1 SECURITY COVER



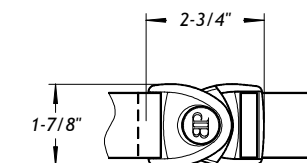
FS003 1-1/2" SIDE RELEASE



FS013 1-1/2" DUAL SIDE RELEASE
(USED ON DUAL-PULL BELTS ONLY)



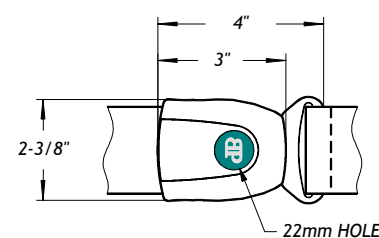
FS016 1-1/2" REHAB LATCH BUCKLE



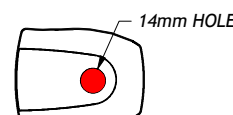
FS036 1-1/2" SWIVEL BUCKLE
Requires 12# (53 N) of force to release.

-L62
-L82
-L92

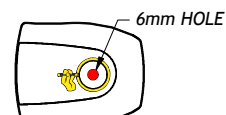
FITS 2"
WEBBING



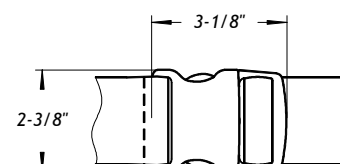
FS019 2" PUSH-BUTTON BUCKLE



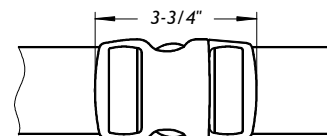
FS019D-1 REDUCED ACCESS COVER



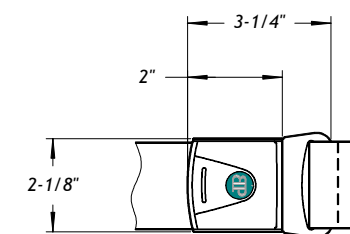
FS019C-1 SECURITY COVER



FS004 2" SIDE RELEASE



FS014 2" DUAL SIDE RELEASE
(USED ON DUAL-PULL BELTS ONLY)



FS017 2" REHAB LATCH BUCKLE

note

DIMENSIONS ARE FOR REFERENCE ONLY.

description

HIP BELT BUCKLES TECHNICAL SPECS

drawing no.

D11-0920-34

date originated

9/20/2011

drawn by

D. HAGAN

rev.

D